

Type:	Project:	Qty:
	Date:	
Catalog #:		

Tavo is a modern expression of lighting technology contained within a sleek and elegant form ideally suited for general illumination within office spaces, and schools. At Tavo's core is a 4mm thick acrylic optical light guide that has been designed to efficiently deliver and control light for direct-indirect and direct pendant lighting applications where visual comfort and low energy consumption are the primary requirements.

Construction: Extruded aluminum housing with die cast radiused aluminum end caps. Powder coat white finish is standard. Optional silver, black or custom colors.

Optics: 4mm thick acrylic optical lightguide coupled with high efficacy mid power LEDs delivers controlled light distribution to create uniform ceiling surfaces and wide luminaire spacing for low glare and high visual comfort environments.

Driver / Enclosure: Standard constant current electronic driver housed in a separate enclosure with 0-10V dimming input; dimming range from 100% down to 1%, other dimming options are available. One remote driver enclosure per unit. Universal (UNV) voltage is from 120 - 277V, 50/60 Hz. Optional drivers available. Tunable white requires eldoLED's DUALdrive driver for use with DALI or DMX protocol controls by others.

LED Module: Distributed LED array in a variety of lumen output packages. LED color is available in 3000K, 3500K or 4000K with CRI of 80 or 90. Modules are replaceable. L90 ≥ 100,000 hours. Tunable white module utilizes 50% 2700K and 50% 6500K diodes, consult factory for availability.

Mounting: Pendant, individual or continuous run.

Labels: ETL listed, conforms to UL Standard 1598 / 8750 and CSA Standard C22.2. Damp location.

Warranty: 5-year limited warranty on LED and Driver.

Ordering Information

Sample: TVR-55-15H40-UNV-D-1C-WH-T1-48-16'

TVR				
Series	Light Distribution	Lumen Package ¹ / CCT / CRI	Voltage	Driver
TVR- Tavo pendant with radiused end caps	55- 55% downlight, 45% uplight 73- 73% downlight, 27% uplight TC (Top Cover)- 100% Downlight	08- 750 Lms/ft 10- 1000 Lms/ft 13- 1250 Lms/ft 15- 1500 Lms/ft 19- 1850 Lms/ft L30- 3000K, 80 CRI L35- 3500K, 80 CRI L40- 4000K, 80 CRI H30- 3000K, 90 CRI H35- 3500K, 90 CRI H40- 4000K, 90 CRI	UNV- Universal Voltage 120- 120 volts 277- 277 volts	Dimming 0-10v D³- Dim to 1% D0³- Dim to 0% Lutron Dimming See page 2 for ordering codes DALI Dimming ELE- Eldoled Ecodrive, dims to 1% ELS- Eldoled Solodrive, dims to 0% ELD²- Eldoled Dualdrive, dims to 0%
		Tunable White² (2700-6000K) L-DALI Controls X-DMX Controls		

Circuit	Color/ Finish	Mounting/ Driver Enclosure	Suspension Length	Length	Options
1C- Single Circuit 1E- Single Circuit with EM Circuit 1B- Single Circuit with Battery Pack	WH- White (Standard) SV- Silver BK- Black CC- Custom Color ⁴	Grid Ceiling T1- T1 Ceiling Grid T9- T9 Ceiling Grid TS- Slot T Grid Sheet Rock Ceiling GP- Sheet Rock or inaccessible ceiling Ceiling Surface Mount SR- Surface mount driver enclosure mounts to ceiling structure (Add "B" after mounting code for a black canopy)	48- 48" adjustable aircraft cable 120- 120" adjustable aircraft cable	4'- 4' luminaire module 8'- 8' luminaire module XX- specify run length in 4' increments	OS⁴- End of run occupancy sensor DS⁴- End of run daylight sensor

Notes:

- Nominal lumen output for 3500K
- Tunable white requires an Eldoled dual-channel driver w/DALI or DMX protocol
- Consult factory for specifications and manufacturer
- Consult factory for availability

Photometric Data

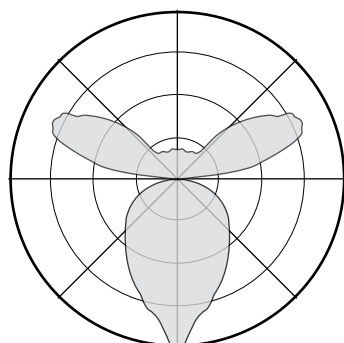
Page 2

TVR-55 (55% Downlight)

Standard - Open

Efficacy: Up to 120 Lms/W

Lumen Range (3500k): 760-1690 lms/ft



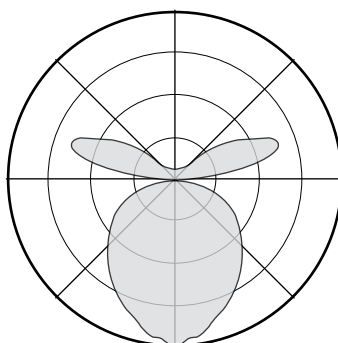
ITL#90199

TVR-73 (73% Downlight)

Optional- Requires 2 Top Reflectors

Efficacy: Up to 116 Lms/W

Lumen Range (3500k): 730-1630 lms/ft



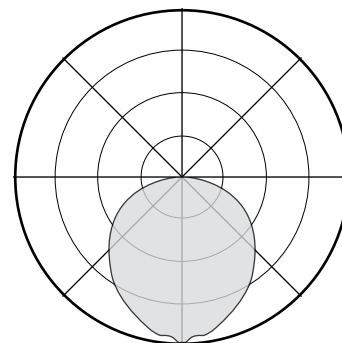
ITL#90221

TVR-TC (100% Downlight)

Optional- Requires 1 Top Cover

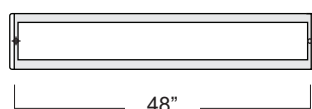
Efficacy: Up to 115 Lms/W

Lumen Range (3500k): 725-1620 lms/ft

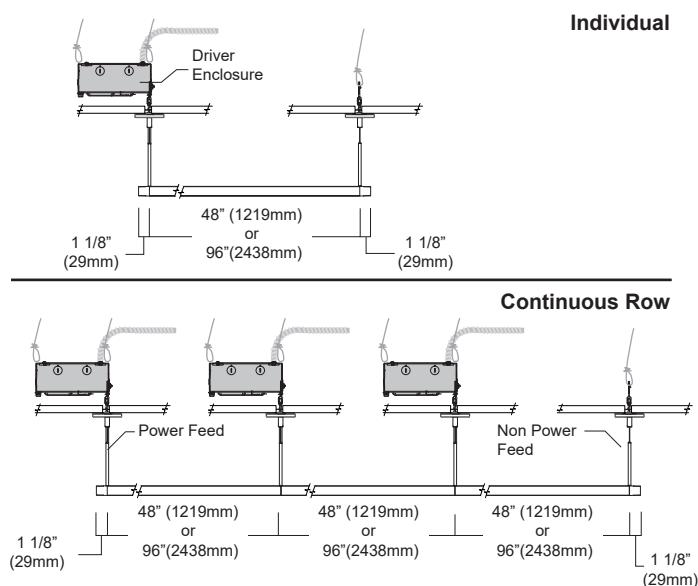
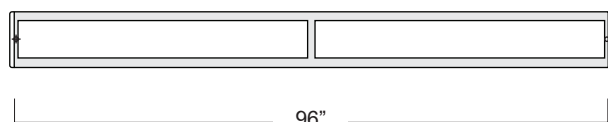


ITL#90222

Unit Lengths



◆ Low-voltage Power Feed / Support Location
○ Support Location



Standard Run Length Configurations

Unit Length	Nominal Run Length																			
	4'	8'	12'	16'	20'	24'	28'	32'	36'	40'	44'	48'	52'	56'	60'	64'	68'	72'	76'	80'
4'	1		1		1		1		1		1		1		1		1		1	
8'		1	1	2	2	3	3	4	4	5	5	6	6	7	7	8	8	9	9	10

For other configurations, consult factory.

Lutron Driver Ordering Codes

Nulite Code	Lutron Prefix	Lutron Series	Dim Level	Control Type	
				3-Wire	Eco-System [™]
L11	L3DAE	Hi-lume [™]	1%		Yes
L12	L3DA3W	Hi-lume [™]	1%	Yes	
L15	LDE1*	Hi-lume [™] - H Series	1%		Yes
L16	LDE5	5-Series	5%		Yes

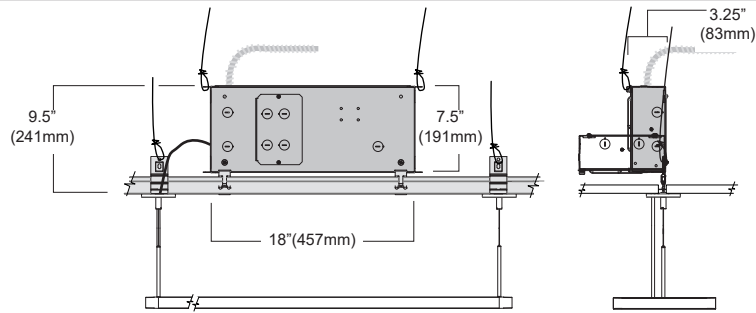

* Soft-on, Fade-to-Black[™]

DRIVER ENCLOSURE Options

When designing your Tavo lighting system, you must choose one of the following driver enclosure options that have been specifically designed to address three primary ceiling conditions: Grid, Sheet Rock, and Structural Ceilings.

Page 3

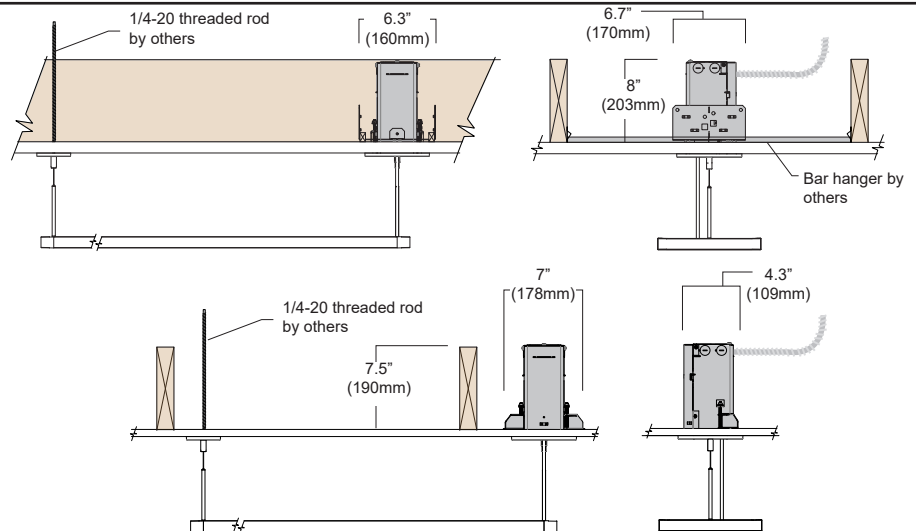
GRID CEILING (Option T1, T9 or TS) Recessed "Enclosure G"



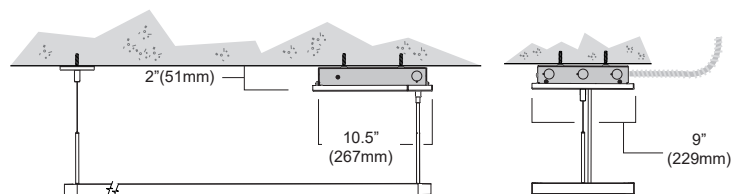
SHEET ROCK CEILING (Option GP) Recessed "Enclosure GP"



Note:
"Enclosure GP" may also be used in Grid Ceiling applications with bar hangers, consult factory.



CEILING SURFACE MOUNT (Option SR) Surface Mount "Enclosure SR"



CEILING SURFACE MOUNT (Option SR-Battery) Surface Mount "Enclosure SR-Batt"

