




NULITE

10770 EAST 51ST AVENUE / DENVER, COLORADO 80239

P 303 287 9646 / WWW.NULITE-LIGHTING.COM



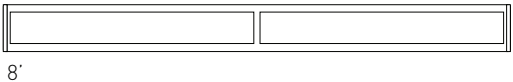
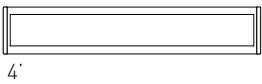
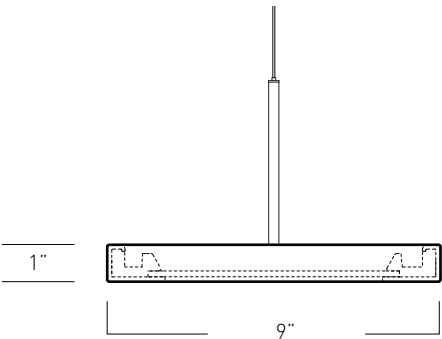
TAVO-r

PENDANT LUMINAIRE

NULITE

TAVO-r

PENDANT LUMINAIRE



SERIES

TVR - Tavo pendant with radiused end caps

LIGHT DISTRIBUTION

55 - 55% downlight, 45% uplight

73 - 73% downlight, 27% uplight

TC (Top Cover) - 100% Downlight

LUMEN PACKAGE¹/ CCT/ CRI

08 - 750 Lms/ft	L30 - 3000K, 80 CRI	Tunable White² (2700-6000K)
10 - 1000 Lms/ft	L35 - 3500K, 80 CRI	L - DALI Controls
13 - 1250 Lms/ft	L40 - 4000K, 80 CRI	X - DMX Controls
15 - 1500 Lms/ft	H30 - 3000K, 90 CRI	
19 - 1850 Lms/ft	H35 - 3500K, 90 CRI	
	H40 - 4000K, 90 CRI	

VOLTAGE

UNV - Universal Voltage

120 - 120 volts

277 - 277 volts

DRIVER

Dimming 0-10v

D³ - Dim to 1%

D0³ - Dim to 0%

Lutron Dimming

Refer to data sheet on website for
ordering code

DALI Dimming

ELE - Eldoled Ecodrive, dims to 1%

ELS - Eldoled Solodrive, dims to 0%

ELD² - Eldoled Dualdrive, dims to 0%

CIRCUIT

1C - Single Circuit

1E - Single Circuit with EM Circuit

1B - Single Circuit with Battery Pack

COLOR / FINISH

WH - White (Standard)

SV - Silver

BK - Black

CC - Custom Color⁴

MOUNTING/ DRIVER ENCLOSURE

Grid Ceiling

T1 - T1 Ceiling Grid

T9 - T9 Ceiling Grid

TS - Slot T Grid

Sheet Rock Ceiling

GP - Sheet Rock or inaccessible
ceiling

Ceiling Surface Mount

SR - Surface mount driver enclosure
mounts to ceiling structure

(Add **"B"** after mounting code for a
black canopy)

SUSPENSION LENGTH

48 - 48" adjustable aircraft cable

120 - 120" adjustable aircraft cable

LENGTH

4' - 4' luminaire module


8' - 8' luminaire module

XX - specify run length in 4' increments

CONSTRUCTION Extruded aluminum housing with die cast aluminum end caps. Powder coat white finish is standard. Optional silver, black or custom colors. **OPTICS** 4mm thick acrylic optical lightguide coupled with high efficacy mid power LEDs delivers controlled light distribution to create uniform ceiling surfaces and wide luminaire spacing for low glare and high visual comfort environments. **DRIVER/ENCLOSURE** Standard constant current electronic driver housed in a separate enclosure with 0-10V dimming input; dimming range from 100% down to 1%, other dimming options are available. One remote driver enclosure per unit. Universal (UNV) voltage is from 120 - 277V, 50/60 Hz. Optional drivers available. Tunable white requires eldoLED's DUALdrive driver for use with DALI or DMX protocol controls by others. **LED MODULE** Distributed LED array in a variety of lumen output packages. LED color is available in 3000K, 3500K or 4000K with CRI of 80 or 90. Modules are replaceable. L90 ≥ 100,000 hours. Tunable white module utilizes 50% 2700K and 50% 6500K diodes, consult factory for availability. **MOUNTING** Pendant, individual or continuous run. **LABELS** ETL listed, conforms to UL Standard 1598 / 8750 and CSA Standard C22.2. Damp location. **WARRANTY** 5-year limited warranty on LED and Driver.

Notes:

1. Nominal lumen output for 3500k
2. Tunable white requires an Eldoled dual-channel driver w/DALI or DMX protocol
3. Consult factory for specifications and manufacturer
4. Consult factory for availability



ADVANCED OPTICS

Tavo's ultra-thin optical light guides harness the raw flux of LEDs and precisely control and deliver light to work spaces with advanced micro optical elements.



INNOVATIVE ENGINEERING

Nulite's highly engineered luminaire joining design allows for simple and intuitive assembly in the field without tools. It's torsion latches act as springs and ensure that luminaire rows snap into a laser straight line.



MODERN DESIGN

Tavo's timeless and minimalist design complements any interior architectural environment.



SIMPLE INSTALLATION

Unique small-scale canopy power supply works with all types of ceilings and while fitting into the tightest spaces. Innovative canopy design allows for driver access without removing the luminaire.