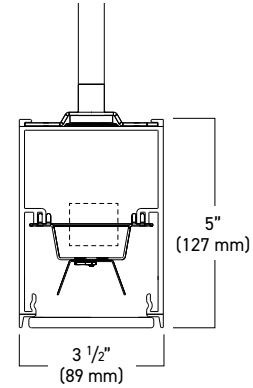
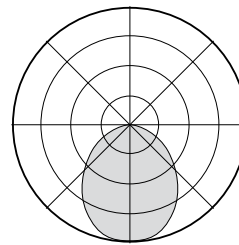


REGOLO IP65 RATED
RXT-P
 Direct Pendant / Flush Lens
 Integral Driver



- IP65 rated exterior linear luminaire designed for demanding environments for protection against water, dust, oil, and non-corrosive material.
- Rugged three-sided .125" thick aluminum housing with welded seams and end caps. Housing standard finish is electrostatically applied textured white power coat paint. Optional silver, black, or custom color paints finishes.
- Long life distributed LED array in a variety of lumen output packages. LED color is available in 3000K, 3500K or 4000K with a CRI of 80 or 90. Custom outputs are available. Module is replaceable. L90≥100,000 hrs.
- Fully sealed gasketed lens and electrical fittings.

RXT-P-D (Flush Frosted Lens)
 100% Downlight



Light Output and Energy Consumption*

Light Level	lm/ft	Watts/ft	Efficacy
03	307	3.4	90.0
05	497	5.6	88.3
07	682	7.9	86.6
09	928	10.8	85.7

Lumen output may vary. 3500K / 80 CRI used for above results.

ORDERING INFORMATION

SAMPLE NUMBER: RXT-P-D-FF-07L35-1C-U-D-W-12-4

RXT-P-D	FF			
SERIES	DIRECT SHIELDING	LUMEN PACKAGE ¹	CRI/ CCT	CIRCUIT ⁵
RXT-P-D - Regolo 4" wide IP65 rated direct pendant	FF - Flush Frosted	03 - ~300 lm/ft 05 - ~500 lm/ft 07 - ~700 lm/ft 09 - ~900 lm/ft XX ²	L30 - 80 CRI, 3000K L35 - 80 CRI, 3500K L40 - 80 CRI, 4000K H30 - 90 CRI, 3000K H35 - 90 CRI, 3500K H40 - 90 CRI, 4000K	1C - Single Circuit 1E - Single Circuit with EM Circuit 1B5 - Single Circuit with 5W Battery Pack 1B7 - Single Circuit with 7W Battery Pack 1B10 - Single Circuit with 10W Battery Pack 1B12 - Single Circuit with 12W Battery Pack CEC - CEC Compliant (10W Battery Pack)

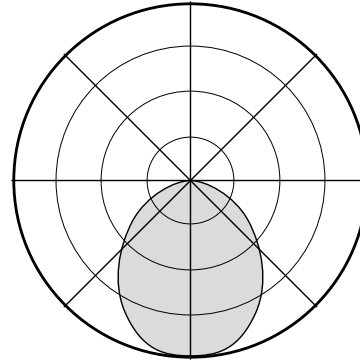
- Notes:**
- Nominal lumen output for 3500K, 80 CRI
 - Consult factory for custom lumen package
 - In order to have a battery or emergency circuit, luminaire is required to be >4'. Consult factory for additional options
 - Consult factory for specifications and custom dimming options. See page 2 for additional information
 - Consult factory for additional options
 - Specify run length in 1' increments
 - Please select 1 - 120 volt or 2 - 277 volt

VOLTAGE	DRIVER ⁴		LUMINAIRE FINISH	STEM LENGTH	LENGTH	OPTIONS
U - Universal 1 - 127 Volt 2 - 277 Volt	Dimming 0-10V D - Dims to 1% (Standard) D0 - Dims to 1%, fade to off D02 - Eldoled Solodrive, dims to 0%	DALI Dimming ELE - Eldoled Ecodrive, dims to 1% ELS - Eldoled Solodrive, dims to 0% Lutron Dimming L12 - Lutron HiLume™ 2-Wire 120V Forward Phase, dims to 1% L15 - Lutron HiLume™ H-Series, dims to 1% L16 - Lutron HiLume™ 5-Series, dims to 5%	W - White (Standard) S - Silver B - Black CC ⁶ - Custom Color	12 - 12" Stem 18 - 18" Stem 24 - 24" Stem	2 - 2 ft 3 - 3 ft 4 - 4 ft 5 - 5 ft 6 - 6 ft 7 - 7 ft 8 - 8 ft XX ⁶ - x ft	GTD ⁷ - Generator transfer device ETS ⁷ - Electronic transfer switch GLR - Fusing FDS - Finished end cap with integrated sensor SDS - Standard end cap sensor VR - Vandal resistant

PHOTOMETRICS

**RXT-P-D FROSTED FLUSH LENS
DIRECT DISTRIBUTION**

Cat # RXT-P-D-FF-07L35-1C-U-D-W-12-4
 ITL Test #: ITL91390
 Total Delivered Lumens: 2728
 Input Watts: 31.5
 Efficacy: 87 lm/W
 100% Downlight



Luminance Data (CD/SQ.M)

Angle in Degrees	Average 0-Deg	Average 45-Deg	Average 90-Deg
45	8376	7940	7441
55	7389	7026	6473
65	6428	6086	5593
75	5283	5073	4689
85	3948	3948	3844

Zonal Lumen Summary

Zone	Lumens	%Fixt
0-30	876	32
0-40	1378	51
0-60	2250	83
0-90	2728	100
0-180	2728	100

LIGHTING CONTROL

Nulite provides flexibility in meeting the needs of each project by easily integrating with several manufacturers for lighting control options.

0-10V: A non-directional dimming system. The control system tells the LED driver what to do and it adjusts according to the voltage on the control circuit.

DALI: Digital Addressable Lighting Interface is a simple two-wire control connection that goes to each fixture to form the control network. It allows LED drivers to be controlled independently from lighting control circuits.

Solution	Manufacturer	Prefix	Series	Dim Level	Quantity of Wires	Dim to Dark (Smooth)	Fade to Off
Dimming 0-10V							
D	Variable			1%	2		
D0	Variable			1%	2		X
D02	eldoLed		SOLOdrive	0%	2	X	
DALI Dimming							
ELE	eldoLed		ECOdrive	1%	2	X	
ELS	eldoLed		SOLOdrive	0%	2	X	
Lutron Dimming							
L12	Lutron	LTEA	Hi-lume™ 2-Wire 120V forward phasev	1%	No Control Wires - Uses Hot		
L15	Lutron	LDE1	Hi-lume™ - H Series	1%	2	X	
L16	Lutron	LDE5	5-Series	5%	2		