


Project Name:	
Type:	Date:
Catalog #:	

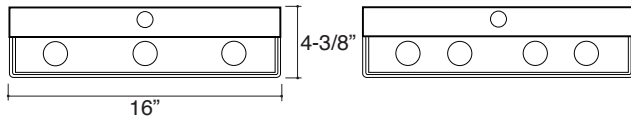
**Description:**

The Nulite SF and SFW series are a durable low profile surface mounted lensed luminaire. The prismatic acrylic lens softens lamp brightness. These luminaires are ideal for corridors, walkways and stairwells.

SF Series (2 or 3-light)



SFW Series (3 or 4-light)



**Specifications:**

**Construction:** Housing is die formed of 20 gauge cold rolled steel. All metal parts are finished with polyester powder coat paint. Extruded prismatic acrylic lens with injection molded end caps. Optional injection molded, clear prismatic acrylic lens. Spring tensioned clips allow the lens assembly to be hinged from either side.

**Reflector / Ballast:** Ballast cover/pan is formed and finished with high reflectance white paint. Standard electronic, Class P, ballast. Universal (UNV) voltage ballast is from 120 to 277V.

**Lamping:** 2, 3 or 4 lamp cross-section T5, T5HO or T8. Nominal 8' housing is a tandem lamp configuration. Luminaire can be ordered with lamps, consult factory.

**Mounting:** Surface, individually or continuous rows.

**Labels:** UL / cUL listed. Damp location is optional.

Length	Wattage
24-7/8"	14T5, 24T5HO, 17T8
36-7/8"	21T5, 39T5HO, 25T8
48-7/8"	28T5, 54T5HO, 32T8
96-7/8"	28T5-8, 54T5HO-8, 32T8-8

**Ordering Information**

Sample: SFW-417T8-UNV-ISN-WH

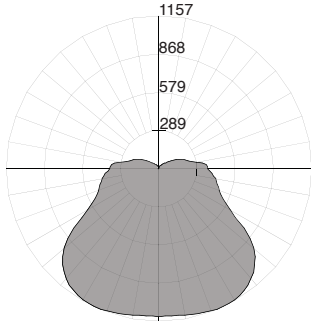
Series	Lamp	Wattage	Voltage	Ballast	Color	Options	
SF (2 or 3-light, 11" width)	2	14T5	UNV  120  277  347 <sup>1</sup>	T8 Options	WH White (Standard)  BK Black	EM <sup>2</sup> Emergency Battery Pack  DL Damp Location  INJ <sup>3</sup> Injection Molded Lens  QW Quick Through Wiring for Continuous Row Applications  GLR Fusing	
	3	24T5HO		Ballast Factor			
	4	17T8		N Normal (Standard)			
		21T5		L Low			
SFW (3 or 4-light, 16" width)		39T5HO		H High			
		25T8		T5/T5HO			Ballast Factor
		28T5					
		54T5HO		HEIS <sup>1</sup> High Efficiency Program Start			
		32T8		All Lamp Dimming Options			
		28T5-8					DIM <sup>1</sup> Dimming
		54T5HO-8					SD <sup>1</sup> Step Dimming
		32T8-8					

**Notes:**

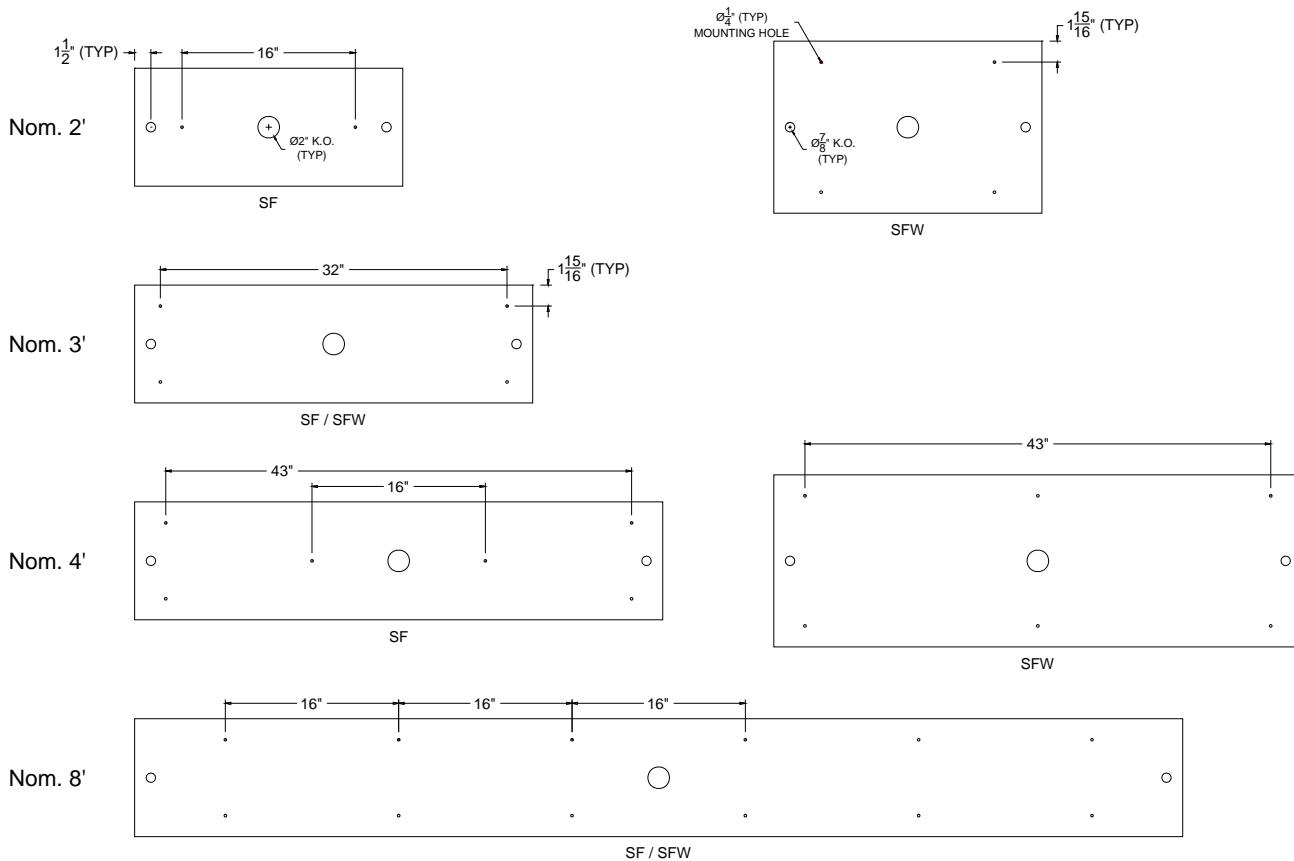
1. Consult factory.
2. Specific voltage must be ordered for this option. Consult factory for nominal 2' units.
3. Not available for nominal 8' length.

Photometric Curve

Cat.# SF-232T8...  
 Initial lamp lumens - 5800 (2 lamps)  
 Efficiency - 75.6%



Plan view of KOs on back of housing



Specifications and dimensions are subject to change without notification.