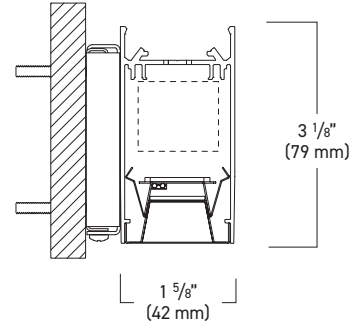
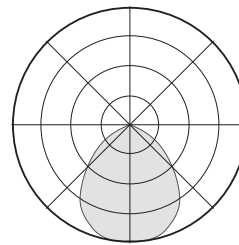


REGOLO 1 RW13 Direct

Wall / Baffle
Integral Driver



RW13-D (White Baffle)
100% Downlight



Light Output and Energy Consumption*

Light Level	lm/ft	Watts/ft	Efficacy
03	186.0	2.6	72.3
05	357.3	4.8	74.8
08	513.0	7.2	71.5

Lumen output may vary. 3500K / 80 CRI used for above results.

- Micro-scale functional wall mounted luminaire that provides unlimited lighting possibilities for creative design.
- Precision cut extruded aluminum housing. Housing standard finish is electrostatically applied textured white powder coat paint. Optional silver, black, or custom color paint finishes.
- Distributed LED array in a variety of lumen output packages. LED color is available in 3000K, 3500K or 4000K with a CRI of 80 or 90. Custom outputs are available. Module is replaceable. L90>100,000 hrs.
- Baffle provides additional shielding to reduce glare. Constructed with precision cut die-form sheet aluminum housing. The formed blades consist of 5/8" deep blades with 1 1/2" of spacing. Housing standard finish is electrostatically applied textured powder coat. Available in white or black.

ORDERING INFORMATION

SAMPLE NUMBER: RW13-D-BW-05L35-1C-U-D-W-4

RW13-D				
SERIES	DIRECT SHIELDING ¹	LUMEN PACKAGE ²	CRI/ CCT	CIRCUIT ⁴
RW13-D - Regolo 1.5" wide, 3" tall direct integral wall mount	BB- Baffle Black BW- Baffle White	03 - 250 lm/ft 05 - 500 lm/ft 08 - 750 lm/ft XX ³	L30 - 80 CRI, 3000K L35 - 80 CRI, 3500K L40 - 80 CRI, 4000K H30 - 90 CRI, 3000K H35 - 90 CRI, 3500K H40 - 90 CRI, 4000K	1C - Single Circuit 1E - Single Circuit with EM Circuit 1B10 - Single Circuit with 10W Battery Pack (CEC Compliant) 1B15 - Single Circuit with 15W Battery Pack (CEC Compliant)

Notes:

- Consult factory for additional options
- Nominal lumen output for 3500K, 80 CRI
- Consult factory for custom lumen package
- In order to have a battery or emergency circuit, luminaire is required to be 14'. Consult factory for additional information
- Consult factory for specifications and custom dimming options. See page 2 for additional information.
- Specify run length in 2' increments
- Specify 1 - 120 volt or 2 - 277 volt

VOLTAGE	DRIVER ⁵		LUMINAIRE FINISH	LENGTH	OPTIONS ¹
U - Universal 1 - 120 Volt 2 - 277 Volt	Dimming 0-10v D - Dim to 1% (Standard) D0 - Dim to 1%, fade to off D02 - Eldoed Solodrive, dims to 0%	DALI Dimming ELE - Eldoed Ecodrive, dims to 1% ELS - Eldoed Solodrive, dims to 0% Lutron Dimming L11 - Lutron HiLume™ Premier, dims to 0.1% L12 - Lutron HiLume™ 2-Wire 120V Forward Phase, dims to 1% L15 - Lutron HiLume™ H-Series, dims to 1% L16 - Lutron HiLume™ 5-Series, dims to 5%	W - White (Standard) S - Silver B - Black CC ¹ - Custom Color	2 - 2 ft 4 - 4 ft 6 - 6 ft 8 - 8 ft XX ⁶ - x ft	N - Nightlight DS - Daylight sensor OS - Occupancy sensor GTD ⁷ - Generator transfer device ETS ⁷ - Electronic transfer switch GLR - Fusing

PHOTOMETRICS

RW13 WHITE BAFFLE DIRECT DISTRIBUTION

Cat # RW13-D-BW-05L35-1C-U-D-W-4

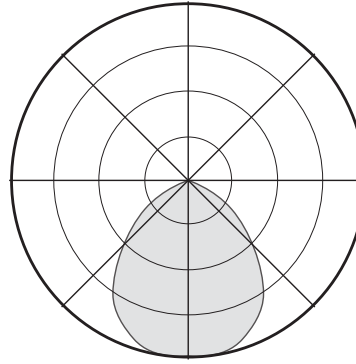
ITL Test #: ITL91196

Total Delivered Lumens: 1429

Input Watts: 19.1

Efficacy: 74.8 lm/W

100% Downlight



Luminance Data (CD/SQ.M)

Angle in Degrees	Average 0-Deg	Average 45-Deg	Average 90-Deg
45	16683	13234	9700
55	12489	8291	7493
65	5842	6059	5915
75	4593	4593	4593
85	3148	3148	3148

Zonal Lumen Summary

Zone	Lumens	%Fixt
0-30	587	41
0-40	896	63
0-60	1293	91
0-90	1429	100
0-180	1429	100

LIGHTING CONTROL

Nulite provides flexibility in meeting the needs of each project by easily integrating with several manufacturers for lighting control options.

0-10V: A non-directional dimming system. The control system tells the LED driver what to do and it adjusts according to the voltage on the control circuit.

DALI: Digital Addressable Lighting Interface is a simple two-wire control connection that goes to each fixture to form the control network. It allows LED drivers to be controlled independently from lighting control circuits.

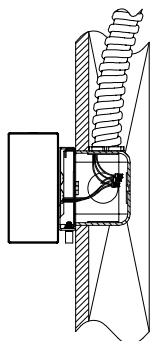
Solution	Manufacturer	Prefix	Series	Dim Level	Quantity of Wires	Dim to Dark (Smooth)	Fade to Off
Dimming 0-10V							
D	Variable			1%	2		
D0	Variable			0%	2		X
D02	eldoLed		SOLOdrive	0%	2	X	
DALI Dimming							
ELE	eldoLed		ECOdrive	1%	2	X	
ELS	eldoLed		SOLOdrive	0%	2	X	
Lutron Dimming							
L11*	Lutron	PEQ	Hi-Lume Premier	0.1%	2	X	
L12	Lutron	LTEA	Hi-lume™ 2-Wire 120V forward phase	1%	No Control Wires - Uses Hot		
L15	Lutron	LDE1	Hi-lume™ - H Series	1%	2	X	
L16	Lutron	LDE5	5-Series	5%	2		

*Maximum lumen package is 03

WALL MOUNT INSTALLATION DETAILS

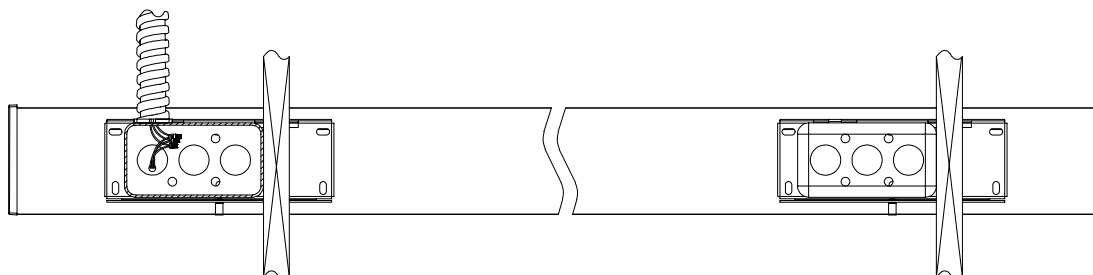
WALL

Power Feed

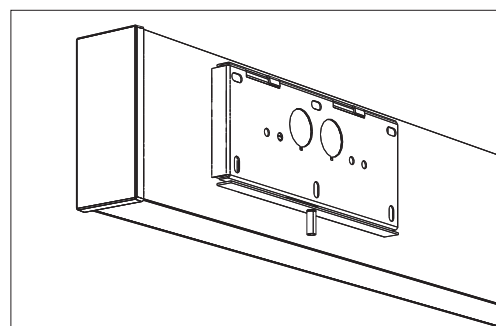


Side View

Non-Power Feed



Rear View Along Length



STANDARD LENGTHS

ORDERING EXAMPLE FOR STANDARD LENGTH

RW13-D-BW-05L35-1C-U-D-W-4

Lines

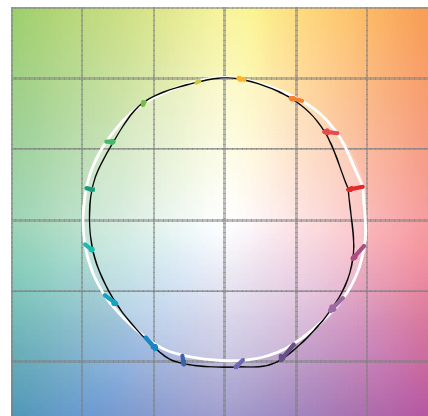
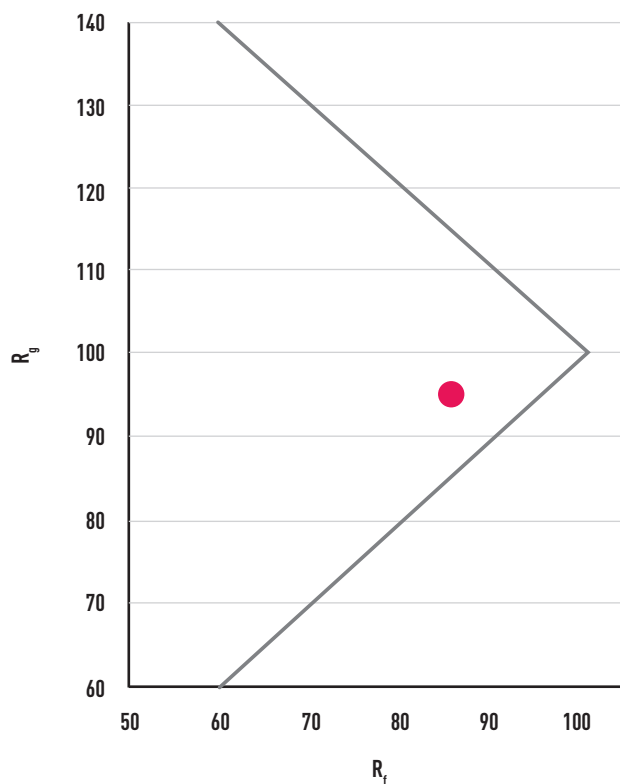
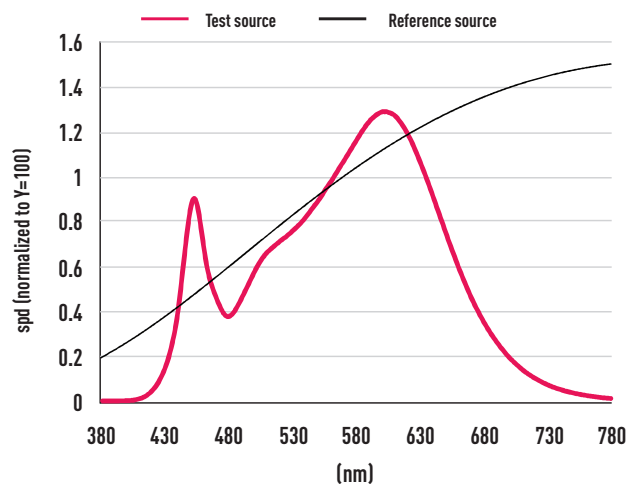
For linear individuals and continuous linear runs, specify run lengths in 2' increments.

2'	4'	6'	8'
607 mm	1219 mm	1828 mm	2438 mm


TM-30 DATA

Cat # RW13-D-BW-05L35-1C-U-D-W-4

R_f	86	CCT (K)	3426
R_g	96	D_{uv}	0.0003
		u'	0.2375
LER	326	v'	0.5131



Color Vector Graphic



Color Distortion Graphic

HUE BIN	R_F	GRAPHIC SHIFTS (%)
		HUE
1	80	0%
2	83	6%
3	81	9%
4	91	5%
5	93	3%
6	95	-2%
7	91	-3%
8	93	0%
9	89	4%
10	83	9%
11	82	10%
12	87	1%
13	88	-6%
14	81	-14%
15	79	-13%
16	78	-10%

PRODUCT DETAILS

LIGHT SOURCE LED custom linear array is mounted with quick-connect wiring to facilitate service. Three lumen packages are available (03, 05, and 08). All luminaire configurations tested in accordance with IESNA LM-79. Diodes tested in accordance with IESNA LM-80.

DRIVER Standard constant current integral electronic driver with 0-10V dimming input standard; dimming range from 100% down to 1%. Dims to 0% and DALI are available. Universal (U), 120 volt (1), and 277 volt (2).

OPTIONAL DALI Digital Addressable Lighting Interface is a simple two-wire control connection that goes to each fixture to form the control network. DALI enables dimmable transformers, relay modules, emergency fittings, and controllers from different manufacturers to be mixed and matched into a single control system, allowing LED drivers to be controlled independently from lighting control circuits.

OPTIONAL BATTERY AND EMERGENCY OPTIONS Recyclable Ni-Cad battery pack, battery run time is 90 minutes. Recharge time of 24 hours. 6W or 10W battery packs are available. Total output is determined by exact efficacy of specific configuration multiplied by battery wattage (i.e. RW13-D-BW-05L35-1C-U-D-W-4 with a 10W battery pack is a 748 battery lumen output). Battery option not available in less than 4' lengths. Entire direct fixture housing is on battery for lengths up to 5'. Half of direct fixture is on battery for 6' - 8' housing lengths. Emergency or night light circuit available.

SECURE TOOL-FREE JOINING DESIGN A dynamic mechanism that ensures stable positioning, no light leak, and speeds up installation for continuous rows. Constructed with spring steel over center draw latch, 22 gauge thick.

MOUNTING Luminaire hangs 1/2" off the wall via mounting brackets fastened directly to the wall. Mount is hidden by luminaire. Wall mount cover for use with a standard electrical junction box – individual or continuous runs. Refer to installation instructions for appropriate mounting detail.

WARRANTY 5-year limited warranty on LED and driver from date of shipment. Refer to the full warranty details on www.nulite-lighting.com.

LUMINAIRE LENGTH Any length in increments of 2'. Minimum 2' length. Maximum 8' section length. 50-foot maximum continuous run length per circuit

WEIGHT ~1.5 lbs/ft.

APPROVALS ETL listed, conforms to UL Standard 1598 / 8750 and CSA Standard C22.2, indoor dry/damp locations.

INDEPENDENT TESTING

IESNA LM79 - Testing method for the Electrical and Photometric Measurements of Solid State Lighting on the complete system, such as luminous flux, electrical power, luminous intensity distribution, and various properties of chromaticity.

IESNA LM80 - Testing method for measuring lumen maintenance of LED light sources, applies to the LED package, array or module alone, not the complete system

IES TM-30-15 - Testing method for effectively evaluating and communicating a light source's color rendering properties.