

Cold Storage



Food Processing

Applications

Cold Storage


*Food Distribution Centers
Grocery Storage
Commercial Wineries
Restaurant Storage
Brewery Facilities*

Food Processing

*Meat Packing
Bottling Centers
Cheese Factories
Produce Centers
Fish Packing
Bakeries*

**Green Energy
Solutions**

Help the environment by using energy efficient, low mercury, linear fluorescent lamps. The more energy we save, the less stress we put on the environment. Remember... Green is in!



Cold Storage

Linear fluorescent is an excellent source for lighting cold storage environments, and can save energy up to 45% over traditional metal halide systems. Thermal management is extremely important since low ambient temperatures will reduce the light output of fluorescent lamps. Fluorescent luminaires in this type of environment need to entrap heat to maintain lamp lumen output. Nulite offers a -20 degree option for environments below 32 degrees Fahrenheit. The luminaire has a gasketed lensed door assembly and housing designed to retain heat.

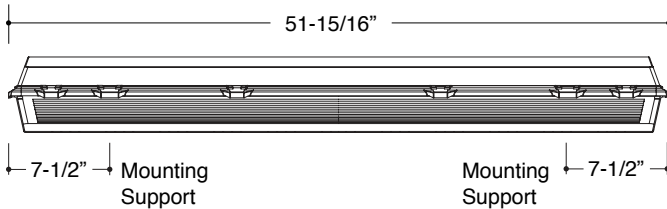
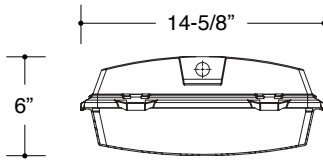


Induction lamps are another great source for lighting cold storage environments. Nulite designed a luminaire for Osram Sylvania's Iceatron® lamp. The lamp and ballast are rated for -40 degrees Fahrenheit with a lamp life of 100,000 hours. This luminaire is an ideal solution for areas where maintenance is an issue.

Food Processing

Luminaires located in a food processing environments are required to have certification from NSF (National Sanitation Foundation). Nulite offers several products which have NSF / ANSI Standard 2 certification for Splash Zone and Non-Food Zone. Polycarbonate lens is not recommended for food processing applications.





V-Hook mounting



SSB mounting

Ordering Information

Sample: INTHB-454T5HO-277-PSN-EM-VH

Series	Lamp	Wattage	Voltage	Ballast	Options	Mounting
INTHB	4 ¹	28T5 ¹	UNV	T8 Options IS (Standard)	EM ⁴ Emergency Battery Pack	VH V-Hook (Standard)
	6 ¹	54T5HO ¹	120	PS HEIS	M4 Miro [®] 4 Reflector	AC10 10' Aircraft Cable
		32T8 ¹	277	HEPS	HE 1/2" End Hub Entry (Factory Installed)	SSB Stainless Steel Ceiling Surface Mounting Bracket
			347 ²	T5/T5HO PS (Standard) HEPS ²	SJT/6 ³ 6' SJT Cord	
			480 ²	All Lamp Dimming Options DIM ² Dimming SD ² Step Dimming IS=Instant Start PS=Program Start HEIS=High Efficiency Instant Start HEPS=High Efficiency Program Start	CP3/6 ³ 6' SJT Cord Plug	
				CP3/6 (NEMA) ³ 6' SJT Cord - (NEMA Plug Designation) ie. CP3/6-(L7-20)	POLY ⁵ Polycarbonate Lens OS65 IP65 Occupancy Sensor (Refer to technical page for distribution)	

Notes:

- Total wattage for maximum operating ambient temperature: 250 watts, Max 104°F; 340 watts, Max 77°F.
- Consult factory.
- Luminaire is listed for Damp Location for this option. Consult factory for Wet Location with cord.
- Specific voltage code must be ordered for this option.
- Polycarbonate lens is not recommended for food processing applications.

Specifications and dimensions are subject to change without notification. Specification sheets on our website supersede all other versions. Nulite reserves the right to bulk package any order.

Project Name:	
Type:	Date:
Catalog #:	

Description:

The Nulite INTHB high bay is an ideal solution for lighting cold storage, food processing, agricultural and warehouse environments where moisture is an issue. The rugged housing withstands these tough conditions and provides quality illumination year after year. The luminaire housing is NSF certified.

Specifications:

Construction: Rugged corrosion resistant white housing is comprised of fiberglass reinforced polyester coupled with an acrylic 50/50 DR lens. Stainless steel latches and seamless closed-cell gasket provides a dust proof seal.

Diffuser: Injection molded, impact resistant, UV stabilized, acrylic 50/50 DR lens. Optional polycarbonate (not recommended for food processing applications).

Reflector / Ballast: Formed of 20 ga. CRS and finished with a high reflective white paint to provide a minimum reflectance of 87%. (4) stainless steel spring fittings support the reflector tray and can be opened from either side. Optional die formed Miro[®] 4 highly specular anodized aluminum reflector. Standard electronic, class P, ballast. Universal (UNV) voltage ballast is from 120 to 277V.

Lamping: 4 or 6 lamp cross-section T5, T5HO or T8. Luminaire can be ordered with lamps, consult factory.

Mounting: V-Hook standard. Optional aircraft cable or stainless steel surface mounting brackets.

Labels: UL / cUL listed, suitable for Wet Locations, NSF/ANSI Standard 2, NEMA 4X, IP 66 & IP67 rated, RoHS Compliant.

Project Name:	
Type:	Date:
Catalog #:	

Description:

The Nulite INT is an ideal solution for lighting cold storage, food processing, parking garages, open exterior structures, commercial and industrial applications. The luminaire housing is NSF certified.



Specifications:

Construction: Rugged corrosion resistant white housing is comprised of fiberglass, continuous closed cell gasket, ribbed acrylic diffuser, toggle latches and end plugs.

Diffuser: Ribbed 85/15 DR acrylic. Optional polycarbonate ribbed lens (not recommended for food processing).

Reflector / Ballast: Ballast cover/reflector is formed of 20 gauge cold rolled steel with a white powder coat finish. Optional Miro®4 specular anodized aluminum performance reflector. Standard electronic, Class P, ballast. Universal (UNV) voltage ballast is from 120 to 277V.

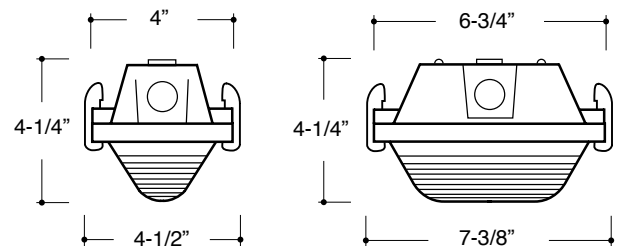
Lamping: 1 and 2 lamp cross-section T5, T5HO or T8; 3 lamp cross-section T5 or T8. Luminaire can be ordered with lamps, consult factory.

Mounting: Pair of stainless steel mounting brackets included.

Labels: UL / cUL listed for Wet Location, IP67, NSF/ANSI Standard 2 certified.

Narrow Body Option
(1 lamp, Nom.4' Only)

1, 2 or 3 Lamp End View



Length	Wattage
28"	14T5, 17T8, 24T5HO
52"	28T5, 32T8, 54T5HO
64"	35T5, 40T8, 80T5HO
100"	28T5-8, 32T8-8, 54T5HO-8, 59T8

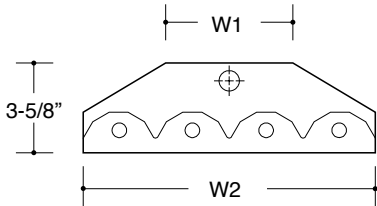
Ordering Information

Sample: INT-254T5HO-277-PSN-RM1-OS65

Series	Lamp	Wattage	Voltage	Ballast	Options							
INT	1	14T5	UNV	T8 Options	EM ⁴ Emergency Battery Pack	NB Narrow Body (1 lamp, 4' only)	POLY Polycarbonate Lens					
		28T5		IS (Standard)				N Normal				
		35T5		PS				L Low				
	2	28T5-8	277	HEIS	SJT/6 ³ 6' SJT Cord	-20 ⁵ -20°F Start Temp. Ballast	OS65 Occupancy Sensor IP65 (Refer to technical page for distribution)					
		24T5HO		HEPS				H High				
	3 ¹	54T5HO	347 ²	T5/T5HO	CP3/6 ³ 6' SJT Cord Plug	MLS Multi-level Switching	SSL Optional Stainless Steel Latches					
		80T5HO		PS (Standard)				N Normal				
		54T5HO-8		HEPS ²				CP3/6 (NEMA) ³ 6' SJT Cord - (NEMA Plug Designation) ie. CP3/6-(L7-20)	RM1 Performance Reflector			
		17T8		All Lamp Dimming Options						GLR Fusing	HE (1) 1/2" End Hub Entry (Factory Installed)	
		32T8		DIM ² Dimming								
		40T8		SD ² Step Dimming								
		32T8-8		IS=Instant Start PS=Program Start HEIS=High Efficiency Instant Start HEPS=High Efficiency Program Start								
	59T8(F96T8)											

- Notes:
 1. Maximum ambient operating temperature is 45°F for T5HO.
 2. Consult factory.
 3. Luminaire is listed for Damp Location for this option. Consult factory for Wet Location with cord.
 4. Specific voltage must be ordered for this option. Consult factory for 2' unit.
 5. Not available for 59W T8.

Specifications and dimensions are subject to change without notification. Specification sheets on our website supersede all other versions. Nulite reserves the right to bulk package any order.



Lamp Cross-Section	Length	Length "-8"	Width (W1)	Width (W2)
2	48"	96"	3"	7-5/8"
3	48"	96"	7-3/4"	14-5/8"
4	48"	96"	7-3/4"	14-5/8"
6	48"	96"	13-3/4"	20-3/4"
8	48"	96"	19-3/4"	26-3/4"

Ordering Information

Sample: TH-654T5HO-277-PSN-EM-3C

Series	Lamp	Wattage	Voltage	Ballast	Options	Mounting
TH						
	2	28T5	UNV	T8 Options IS (Standard) PS HEIS HEPS	Ballast Factor N Normal L Low H High	EM ² Emergency Battery Pack CL Door Frame / Clear Lens SF Surface Flush Mounting (Standard)
	3	54T5HO	120			MLS Multi-Level Switching A12 Door Frame / A12 Prismatic 3C 3' Chain Set
	4	32T8	277			
	6	28T5-8	347 ¹			
	8	54T5HO-8	480 ¹	T5/T5HO PS (Standard) HEPS ¹	Ballast Factor N Normal	SJT/6 6' SJT Cord DL ⁴ Damp Location 3S 3' Stem and Canopy
		32T8-8		All Lamp Dimming Options DIM ¹ Dimming SD ¹ Step Dimming IS=Instant Start PS=Program Start HEIS=High Efficiency Instant Start HEPS=High Efficiency Program Start		CP3/6 6' SJT Cord Plug UP Up-light AC10 10' Gripple (Aircraft Cable)
					CP3/6 (NEMA) 6' SJT Cord - (NEMA Plug Designation) ie. CP3/6-(L7-20) NV No Vent Housing SS Stainless Steel (Unfinished housing) HM Hub Mounting for 3/4" Rigid Conduit	
					HCP Hook / Cord / Plug OS ⁵ Occupancy Sensor (Refer to technical page for distribution) NAT ⁶ Natatorium Application	
					-20 ³ -20°F Start Temp. Ballast PC Photocell GSC Gymnasium Safety Cable	
					GLR Fusing WG Wireguard	

- Notes:
- Consult factory.
 - Specific voltage must be ordered for this option.
 - Order CL or A12 Lens Option which includes a gasketing frame to provide a thermal environment for maximum lamp performance.
 - Not all options apply, consult factory.
 - Specify occupancy sensor distribution 1, 2, 3 or 4. (See Technical)
 - Order CL or A12 lens option which will include gasketing and no vents in housing. Pretreated chromate conversion before paint.

Project Name:	
Type:	Date:
Catalog #:	

Description:

The Nulite TH is a specification grade fluorescent high bay. This luminaire is suited for retail, distribution centers, warehouses, manufacturing and cold storage environments.

Specifications:

Construction: Die formed aluminum for durable impact and corrosion resistant construction. Featuring quick access plate, KO's and integrated mounting holes. Finish is white baked polyester powder coating. For other finishes, contact the factory. Optional white powder coated wireguard attaches with clips for easy maintenance.

Diffuser: Optional door frame with clear acrylic lens or A12 acrylic prismatic lens. Optional wireguard is integral to the door frame for lensed units.

Reflector / Ballast: One piece, die formed Miro[®]4 highly specular anodized aluminum reflector. <10% THD, 0°F start temperature, electronic, Class P, ballast. Universal (UNV) voltage ballast is from 120 to 277V.

Lamping: 2, 3, 4, 6 or 8 lamp cross-section in T5, T5HO or T8. Add "-8" for 8' long housing for double the amount of lamps. Luminaire can be ordered with lamps, consult factory. Rotary sockets are standard.

Mounting: Surface or Suspended.

Labels: UL / cUL listed. Damp location is optional.

Specifications and dimensions are subject to change without notification. Specification sheets on our website supersede all other versions. Nulite reserves the right to bulk package any order.

Project Name:	
Type:	Date:
Catalog #:	

Description:

The Nulite WTH is an IP65 fluorescent high bay. This luminaire is suited for distribution centers, warehouses and cold storage environments.



Specifications:

Construction: Die formed aluminum for durable impact and corrosion resistant construction. Finish is white baked polyester powder coating. For other finishes, contact the factory.

Diffuser: Door frame with clear lens (standard) or A12 acrylic prismatic lens. Optional wireguard is integral to the door frame.

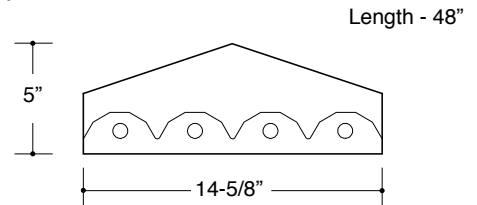
Reflector / Ballast: One piece, die formed Miro® 4 highly specular anodized aluminum. Standard electronic, Class P, ballast. Universal (UNV) voltage is from 120 to 277V.

Lamping: 4 or 6 lamp T5, T5HO or T8. Luminaire can be ordered with lamps, consult factory. Rotary sockets are standard.

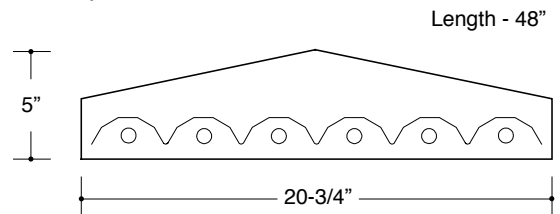
Mounting: Suspended.

Labels: UL / cUL listed. IP65 rated.

4-Lamp End View



6-Lamp End View



Ordering Information

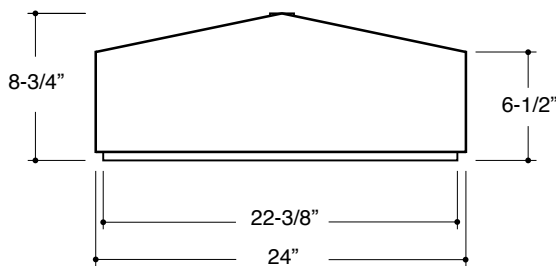
Sample: WTH-654T5HO-UNV-PSN-AC10

Series	Lamp	Wattage	Voltage	Ballast	Options	Mounting
WTH	4	28T5	UNV	T8 Options	EM ² Emergency Battery Pack	3C 3' Chain Set AC10 10' Gripple (Aircraft Cable)
	6	54T5HO	120	IS (Standard)	MLS Multi-Level Switching	
		32T8	277	PS HEIS HEPS	CP3/6 ³ 6' SJT Cord Plug	
			347 ¹	T5/T5HO	CP3/6 (NEMA) ³ 6' SJT Cord - (NEMA Plug Designation) ie. CP3/6-(L7-20)	
		480 ¹	PS (Standard) HEPS ¹	OS65 Occupancy Sensor IP65 (Refer to technical page for distribution)		
			All Lamp Dimming Options			
			DIM ¹ Dimming SD ¹ Step Dimming IS=Instant Start PS=Program Start HEIS=High Efficiency Instant Start HEPS=High Efficiency Program Start			

Notes:
 1. Consult factory.
 2. Specific voltage must be ordered with this option.
 3. Luminaire is listed for Damp location for this option. Consult factory for Wet Location with cord.



End View



# of Lamp(s)	Length
1 x 150W	20-1/2"
2 x 150W	33-3/4"
3 x 150W	47"



Ordering Information

Sample: FP-3150-UNV-HM1

Series	Lamp	Wattage	Voltage	Options	Mounting
FP					
	1	150 (ICETRON)	UNV	SJT/6 6' SJT Cord MLS Multi-Level Switching	HM1 Hub Mounting for 1" Rigid Conduit
	2			CP3/6 6' SJT Cord Plug ALV** Aluminum Vented Housing	SSAC10 10' Stainless Steel Gripple (For use with cord options)
	3			CP3/6 (NEMA) 6' SJT Cord - (NEMA Plug Designation) ie. CP3/6 (L7-20) GLR Fusing	

* Consult factory for other cord lengths.

****Note: Ambient operating air temperature shall not exceed 75°F for stainless steel housing and 80°F for vented aluminum housing.**

Project Name:

Type:

Date:

Catalog #:

Description:

The Nulite FP induction source luminaire was designed to withstand tough environments by using a welded stainless steel or aluminum housing with a gasketed polycarbonate lens door assembly.

Specifications:

Construction: Housing assembly formed of 16 gauge stainless steel**. All parting lines are seam welded. Welds are not ground. Housing is finished by bead blasting. Custom colors and finishes available, consult factory. Optional aluminum housing and door frame is available.

Diffuser: Clear 0.25" thick polycarbonate lens. Stainless steel frame and high density closed cell gasketing seals against penetration of dust and moisture with 1/4-20 stainless steel pellet bolts.

Reflector: Roll formed, 95% reflectance, Miro®4 highly specular anodized aluminum reflector.

Lamping / Ballast: 150W induction lamp (Osram/Sylvania ICETRON®) provided. Electronic ballast, universal voltage for 120 or 277V and -40°F start temperature.

Mounting: Hub mounting for 1" conduit or 10' stainless steel Gripple.

Labels: UL listed, suitable for Damp locations.